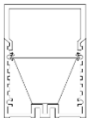
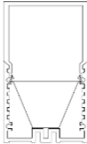
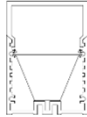
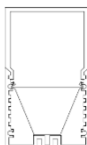


gültig ab 1. Januar 2023

# Tyenliste 2023

T +41 (0)41 971 01 45  
info@muotawillisau.ch  
www.muotawillisau.ch  
CHE-103.460.226 MWST

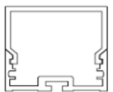
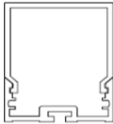
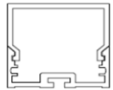
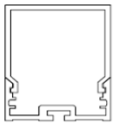
Anbauleuchten Muota				
Ausführung:		Alu natur eloxiert Konverter integriert Acryl Abdeckung		
Zeichnung	Artikel Nummer	Beschrieb	Masse Länge Höhe Tiefe	
Anbauleuchte Muota				
	LED 5046-3000K	3000 Kelvin, 7W, ca. 600lm, IP 44 Acryl Abdeckung 18 mm	L500 H40 T60 mm	
	LED 5046-4000K	4000 Kelvin, 7W, ca. 625lm, IP 44 Acryl Abdeckung 18 mm	L500 H40 T60 mm	
	LED 5047-3000K	3000 Kelvin, 7W, ca. 600lm, IP 44 Acryl Abdeckung 30 mm	L500 H40 T72 mm	
	LED 5047-4000K	4000 Kelvin, 7W, ca. 625lm, IP 44 Acryl Abdeckung 30 mm	L500 H40 T72 mm	
	LED 6046-3000K	3000 Kelvin, 8.5W, ca. 720lm, IP 44 Acryl Abdeckung 18 mm	L600 H40 T60 mm	
	LED 6046-4000K	4000 Kelvin, 8.5W, ca. 750lm, IP 44 Acryl Abdeckung 18 mm	L600 H40 T60 mm	
	LED 6047-3000K	3000 Kelvin, 8.5W, ca. 720lm, IP 44 Acryl Abdeckung 30 mm	L600 H40 T72 mm	
	LED 6047-4000K	4000 Kelvin, 8.5W, ca. 750lm, IP 44 Acryl Abdeckung 30 mm	L600 H40 T72 mm	

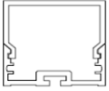
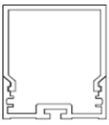
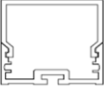
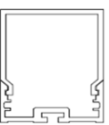
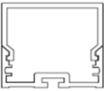
Zeichnung	Artikel Nummer	Beschrieb	Masse		
			Länge	Höhe	Tiefe
	LED 9046-3000K	3000 Kelvin, 13W, ca. 1080lm, IP 44 Acryl Abdeckung 18 mm	L900	H40	T60 mm
	LED 9046-4000K	4000 Kelvin, 13W, ca. 1125lm, IP 44 Acryl Abdeckung 18 mm	L900	H40	T60 mm
	LED 9047-3000K	3000 Kelvin, 13W, ca. 1080lm, IP 44 Acryl Abdeckung 30 mm	L900	H40	T72 mm
	LED 9047-4000K	4000 Kelvin, 13W, ca. 1125lm, IP 44 Acryl Abdeckung 30 mm	L900	H40	T72 mm
 	LED 12046-3000K	3000 Kelvin, 17W, ca. 1440lm, IP 44 Acryl Abdeckung 18 mm	L1200	H40	T60 mm
	LED 12046-4000K	4000 Kelvin, 17W, ca. 1500lm, IP 44 Acryl Abdeckung 18 mm	L1200	H40	T60 mm
	LED 12047-3000K	3000 Kelvin, 17W, ca. 1440lm, IP 44 Acryl Abdeckung 30 mm	L1200	H40	T72 mm
	LED 12047-4000K	4000 Kelvin, 17W, ca. 1500lm, IP 44 Acryl Abdeckung 30 mm	L1200	H40	T72 mm
 	LED 15046-3000K	3000 Kelvin, 21W, ca. 1800lm, IP 44 Acryl Abdeckung 18 mm	L1500	H40	T60 mm
	LED 15046-4000K	4000 Kelvin, 21W, ca. 1875lm, IP 44 Acryl Abdeckung 18 mm	L1500	H40	T60 mm
	LED 15047-3000K	3000 Kelvin, 21W, ca. 1800lm, IP 44 Acryl Abdeckung 30 mm	L1500	H40	T72 mm
	LED 15047-4000K	4000 Kelvin, 21W, ca. 2160lm, IP 44 Acryl Abdeckung 30 mm	L1500	H40	T72 mm
 	LED 18046-3000K	3000 Kelvin, 25.5W, ca. 2160lm, IP 44 Acryl Abdeckung 18 mm	L1800	H40	T60 mm
	LED 18046-4000K	4000 Kelvin, 25.5W, ca. 2250lm, IP 44 Acryl Abdeckung 18 mm	L1800	H40	T60 mm
	LED 18047-3000K	3000 Kelvin, 25.5W, ca. 2160lm, IP 44 Acryl Abdeckung 30 mm	L1800	H40	T72 mm
	LED 18047-4000K	4000 Kelvin, 25.5W, ca. 2250lm, IP 44 Acryl Abdeckung 30 mm	L1800	H40	T72 mm
<p>Elektroanschluss: Elektroanschlussarbeiten für Lampen bauseits durch Elektroinstallateur</p>					

gültig ab 1. Januar 2023

# Tyenliste 2023

T +41 (0)41 971 01 45  
info@muotawillisau.ch  
www.muotawillisau.ch  
CHE-103.460.226 MWST

Anbauleuchten Muota			
Ausführung:		Alu natur eloxiert Konverter extern Acryl Abdeckung	
Zeichnung	Artikel Nummer	Beschrieb	Masse Länge Höhe Tiefe
Anbauleuchte Muota			
	LED 5043-3000K	3000 Kelvin, 7W, ca. 600lm, IP 44 Acryl Abdeckung 18 mm	L500 H40 T36 mm
	LED 5043-4000K	4000 Kelvin, 7W, ca. 625lm, IP 44 Acryl Abdeckung 18 mm	L500 H40 T36 mm
	LED 5044-3000K	3000 Kelvin, 7W, ca. 600lm, IP 44 Acryl Abdeckung 30 mm	L500 H40 T48 mm
	LED 5044-4000K	4000 Kelvin, 7W, ca. 625lm, IP 44 Acryl Abdeckung 30 mm	L500 H40 T48 mm
	LED 6043-3000K	3000 Kelvin, 8.5W, ca. 720lm, IP 44 Acryl Abdeckung 18 mm	L600 H40 T36 mm
	LED 6043-4000K	4000 Kelvin, 8.5W, ca. 750lm, IP 44 Acryl Abdeckung 18 mm	L600 H40 T36 mm
	LED 6044-3000K	3000 Kelvin, 8.5W, ca. 720lm, IP 44 Acryl Abdeckung 30 mm	L600 H40 T48 mm
	LED 6044-4000K	4000 Kelvin, 8.5W, ca. 750lm, IP 44 Acryl Abdeckung 30 mm	L600 H40 T48 mm

Zeichnung	Artikel Nummer	Beschrieb	Masse		
			Länge	Höhe	Tiefe
	LED 9043-3000K	3000 Kelvin, 13W, ca. 1080lm, IP 44 Acryl Abdeckung 18 mm	L900	H40	T36 mm
	LED 9043-4000K	4000 Kelvin, 13W, ca. 1125lm, IP 44 Acryl Abdeckung 18 mm	L900	H40	T36 mm
	LED 9044-3000K	3000 Kelvin, 13W, ca. 1080lm, IP 44 Acryl Abdeckung 30 mm	L900	H40	T48 mm
	LED 9044-4000K	4000 Kelvin, 13W, ca. 1125lm, IP 44 Acryl Abdeckung 30 mm	L900	H40	T48 mm
 	LED 12043-3000K	3000 Kelvin, 17W, ca. 1440lm, IP 44 Acryl Abdeckung 18 mm	L1200	H40	T36 mm
	LED 12043-4000K	4000 Kelvin, 17W, ca. 1500lm, IP 44 Acryl Abdeckung 18 mm	L1200	H40	T36 mm
	LED 12044-3000K	3000 Kelvin, 17W, ca. 1440lm, IP 44 Acryl Abdeckung 30 mm	L1200	H40	T48 mm
	LED 12044-4000K	4000 Kelvin, 17W, ca. 1500lm, IP 44 Acryl Abdeckung 30 mm	L1200	H40	T48 mm
 	LED 15043-3000K	3000 Kelvin, 21W, ca. 1800lm, IP 44 Acryl Abdeckung 18 mm	L1500	H40	T36 mm
	LED 15043-4000K	4000 Kelvin, 21W, ca. 1875lm, IP 44 Acryl Abdeckung 18 mm	L1500	H40	T36 mm
	LED 15044-3000K	3000 Kelvin, 21W, ca. 1800lm, IP 44 Acryl Abdeckung 30 mm	L1500	H40	T48 mm
	LED 15044-4000K	4000 Kelvin, 21W, ca. 2160lm, IP 44 Acryl Abdeckung 30 mm	L1500	H40	T48 mm
 	LED 18043-3000K	3000 Kelvin, 25.5W, ca. 2160lm, IP 44 Acryl Abdeckung 18 mm	L1800	H40	T36 mm
	LED 18043-4000K	4000 Kelvin, 25.5W, ca. 2250lm, IP 44 Acryl Abdeckung 18 mm	L1800	H40	T36 mm
	LED 18044-3000K	3000 Kelvin, 25.5W, ca. 2160lm, IP 44 Acryl Abdeckung 30 mm	L1800	H40	T48 mm
	LED 18044-4000K	4000 Kelvin, 25.5W, ca. 2250lm, IP 44 Acryl Abdeckung 30 mm	L1800	H40	T48 mm

Elektroanschluss: Elektroanschlussarbeiten für Lampen bauseits durch Elektroinstallateur